

SMARTPLY® DRYBACKER

FEATURES AND BENEFITS

- Ready prepared modular panels - quick and easy to use
- Fully certified alternative to plywood – CE Marked
- Zero added formaldehyde – contributing to healthier environments
- Provides secure anchorage for fixtures and fittings
- Versatile – fits most commercially available systems
- Solid core – fix to any point on panel face
- Does not add to finished partition thickness
- Provides a robust partition structure
- Manufactured from FSC® certified timber from our own forests

QUALITY AND ENVIRONMENTAL CERTIFICATION

SMARTPLY OSB is manufactured in accordance with the requirements of EN 300: Oriented Strand Boards (OSB) – definitions, classification and specifications.

SMARTPLY OSB is CE marked in accordance with the harmonised standard EN 13986: Wood-based panels for use in construction – characteristics, evaluation of conformity and marking.

This standard is a technical specification for wood-based panels which implements the provisions of the Construction Products Regulation (CPR).

SMARTPLY has achieved I.S. EN ISO 9001, the internationally recognised quality management system which is certified by the National Standards Authority of Ireland (NSAI).

SMARTPLY has Forest Stewardship Council® (FSC) Chain of Custody certification for its manufacturing, processing, sales and distribution processes.

SMARTPLY operates under an Integrated Pollution Prevention Control (IPPC) licence, which is monitored by the Environmental Protection Agency (EPA) in Ireland. All SMARTPLY OSB3 products are manufactured using formaldehyde-free resin.

Important Notes:

The recommendations provided in this Technical Data Sheet for the correct use of SMARTPLY DRYBACKER panels are specifically designed to ensure longevity and performance of this quality product in service. It is therefore essential that these recommendations are strictly followed. The product is designed to be installed by a competent contractor, experienced with this type of product. SMARTPLY EUROPE DAC cannot be held responsible for damages arising from non-adherence to these recommendations, or product failures resulting from inadequate structural design or misuse of this product.

If there is any concern that the use of SMARTPLY DRYBACKER might compromise any aspect of the performance of the partition in which it is being installed, please contact SMARTPLY EUROPE DAC and the manufacturers of the partition components.

SERVICE

For further information and/or technical advice please contact your local SMARTPLY Sales Representative or SMARTPLY Technical Support Personnel through any of our European offices.

UK: +44 (0) 1322 424900

Ireland: +353 5 181 0205

Germany: +49 32221097221

France: +33 975189830

Netherlands: +31 858886230

Belgium: +32 28086256

As we continually update our technical datasheets, please check on www.mdfosb.com that you have the latest version.

This technical data sheet is provided for information purposes only and no liability or responsibility of any kind is accepted by SMARTPLY EUROPE DAC or their representatives. SMARTPLY EUROPE DAC have used reasonable efforts to verify the accuracy of any advice, recommendation or information. SMARTPLY EUROPE DAC reserves the right to alteration of its products, production information and range without notice.

SMARTPLY® DRYBACKER

SMARTPLY DRYBACKER is designed to provide support for fixtures and fittings in non-structural drywall partitions.

SMARTPLY DRYBACKER is an engineered SMARTPLY OSB3 panel incorporating a continuous recess to accommodate 'C' shaped metal studs used in the construction of light weight drywall partition systems. SMARTPLY DRYBACKER is tested to the relevant sections of BS5234 Part 2 relating to pull-out strengths and is suitable for use in public access areas including corridors and stairwells, contributing to higher levels of impact resistance.

SMARTPLY DRYBACKER is an OSB panel with zero added formaldehyde and therefore may also be useful in environmentally sensitive interior applications where formaldehyde emissions need to be kept to a minimum such as hospitals, laboratories, museums and schools.



MEDITE®
SMARTPLY®
INNOVATIVE TIMBER PRODUCTS

V 08/17

www.mdfosb.com

SMARTPLY®
DEFINING THE STANDARD OF OSB

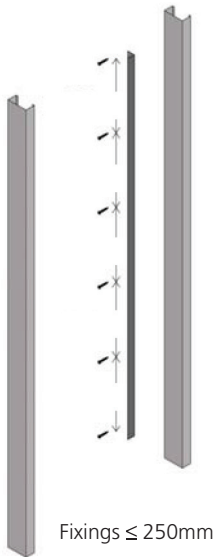
www.mdfosb.com

SMARTPLY®
DEFINING THE STANDARD OF OSB

INSTALLATION


1. INSTALL STEEL ANGLE

- a Steel angle to be standard galvanised 25 x 25mm x 0.7mm gauge, manufactured in accordance with the relevant BS EN standards.
- b Steel angle to be fixed to flat face of c-stud web to provide continuous support for non-recessed edge of DRYBACKER panel.
- c Position the outer face of the angle 18mm back from the outer face of the c-stud flange (to accommodate DRYBACKER panel thickness). See DRYBACKER fixing detail.
- d Steel angle to be fixed to the c-stud using 13mm self-tapping wafer head metal to metal drywall screws manufactured in accordance with BS EN 14566.
- e Position the first screw fixing min. 10mm from the top of the steel angle and continue to fix at max. 250mm centres, ensuring that the last fixing is positioned min. 10mm from the bottom of the steel angle.



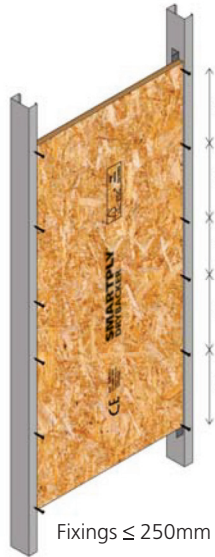
2. INSERT SMARTPLY DRYBACKER

- a Insert the recessed side of DRYBACKER panel into position, with the return on the c-stud fitting into the recess in the DRYBACKER panel, ensuring good contact between the panel face and inner surface of c-stud flange.
- b Swing the non-recessed side of DRYBACKER panel into position against the steel angle, again ensuring good contact between the two surfaces.
- c Slide the DRYBACKER panel up or down to the required level.
- d Leave a 1mm expansion gap between panel edge and c-stud web on both sides (SMARTPLY DRYBACKER is machined to fit between c-studs spaced at 600mm centres).



3. FIX INTO POSITION

- a DRYBACKER panel to be fixed to the steel angle and c-stud using minimum 25mm self-tapping drywall screws in accordance with EN 14566.
- b Fix the non-recessed side of DRYBACKER to the steel angle. Position the first screw fixing in the top corner of the panel, min. 10mm down from the top edge of the panel and also min. 10mm in from the vertical edge.
- c Fix the recessed side of DRYBACKER to the c-stud by screwing through the flange into the panel. Position the first screw fixing in the top corner of the panel, min. 10mm down from the top edge, and also on the centreline of the c-stud flange (or min. 10mm in from the vertical edge of panel). See DRYBACKER fixing detail. Continue to fix at max. 250mm centres, ensuring that the last fixing is positioned min. 10mm from the bottom of the panel.

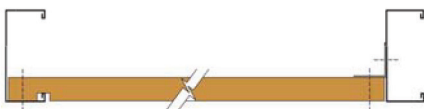


4. READY FOR PLASTERBOARD OVERLAY

- a Ensure screw heads finish flush (or slightly countersunk) to ensure that they do not obstruct the installation of plasterboard panels. Fix plasterboard to c-studs in accordance with manufacturers recommendations.



DRYBACKER FIXING DETAIL



TECHNICAL DATA

Anchorage values when installed in accordance with SMARTPLY recommendations and according to BS 5234-2:1992 - Partitions - Part 2: Specification for performance requirements for strength and robustness including methods of test:

Pull-out Safe Working Loads (S.W.L.)			
Fixing type	BS5234-2 Requirements		Max. Recommended S.W.L.
3.5 x 50mm wood screws	1000 N	Pass	125 kg
4.5 x 50mm wood screws	1000 N	Pass	150 kg
Pull-down Safe Working Loads (S.W.L.)			
Fixing type	BS5234-2 Requirements		Max. Recommended S.W.L.
3.5 x 50mm wood screws	250 N	Pass	35 kg
4.5 x 50mm wood screws	250 N	Pass	45 kg
Heavyweight anchorage (wash basin) Safe Working Loads (S.W.L.)			
Fixing type	BS5234-2 Requirements		Max. Recommended S.W.L.
4.5 x 50mm wood screws	1000 N	Pass	100 kg
M8 x 70mm coach screws	1500 N	Pass	150 kg
Heavyweight anchorage (wall cupboard) Safe Working Loads (S.W.L.)			
Fixing type	BS5234-2 Requirements		Max. Recommended S.W.L.
3.5 x 50mm wood screws	2000 N	Pass	200 kg
4.5 x 50mm wood screws	2000 N	Pass	250 kg

SPECIFICATION

- The SMARTPLY DRYBACKER range is available in 1250 x 597mm and 2397 x 597mm panels. Other dimensions available on special request subject to minimum order quantity.
- Panels are 18mm thick SMARTPLY OSB3 manufactured using innovative 'zero added formaldehyde' resin technology.

SUITABILITY

SMARTPLY DRYBACKER is designed for use in non-structural metal frame drywall partition applications where the in-service climatic conditions and ambient relative humidity (RH) levels are similar to those expected in dry, sheltered construction environments. In addition to 'in-service' conditions, careful consideration must be given to the construction phase where higher levels of moisture or humidity can exist, which if excessive, may lead to higher than expected levels of expansion or even distortion of the SMARTPLY DRYBACKER panels. SMARTPLY DRYBACKER OSB3 panels are manufactured with 'built-in' innovative moisture resistant resin chemistry to minimise such panel movement, however we recommend that this Technical Datasheet is read in conjunction with SMARTPLY OSB3 Technical Datasheet which gives expert and practical design guidance on the specification of OSB3 in service class 1 or 2 conditions as defined in EN 1995-1-1 (Eurocode 5).

TRANSPORTATION STORAGE AND HANDLING

- Careful transportation, storage and handling are important to maintain panels in optimum condition prior to use.
- a Panels should be stacked flat and fully supported.
 - b Panels should never be stacked on their edges otherwise panel distortion may result.
 - c Protect panels from the elements during storage to avoid damage to the face and edge.
 - d Do not leave packs or panels exposed to the weather prior to erection.
 - e As with all timber products SMARTPLY DRYBACKER should be conditioned, on site, for a suitable period of time prior to installation.